

Report No.: MSL-186

Test Time: 2019-08-08 08:14

## Luminaire Property

Luminaire Manufacturer: Stand Iluminaciones S.A.S

Luminaire Category: Interior

Luminaire Description: Lum Stil led Round 91cm 80W

Luminous Length (mm): 910 Diametro

Luminous Width (mm): 910 Diametro

Voltage: 119.9 V

Current: 0.680 A

Power: 81.45 W

Power Factor: 0.998

## Photometric Results

CIE Class: Direct

Total Rated Lamp Lumens: 4698.4 lm

Measurement Flux: 4698.4 lm

Efficiency: 100%

Downward Ratio: 100%

Upward Ratio: 0%

Field Angle(C0/C180,C90/C270,C45/C225,C135/315): 160.4, 160.5, 160.3, 160.5

Beam Angle(C0/C180,C90/C270,C45/C225,C135/315): 104.8, 104.6, 104.7, 104.7

Luminaire Efficacy Rating (LER): 57.73

Central Intensity: 1782.71 cd


Max. Intensity: 1782.71 cd

Pos of Max. Intensity: H0 V0

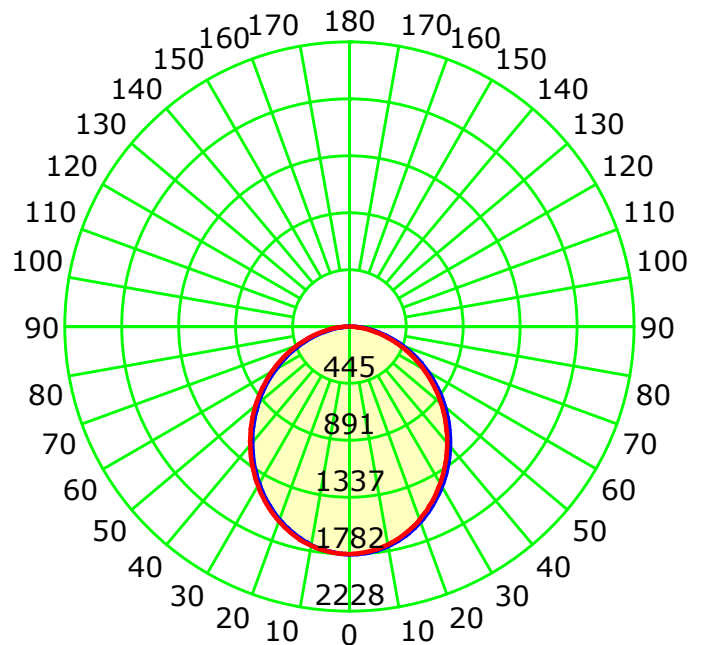
S/MH(C0/C180): 1.20

S/MH(C90/C270): 1.20

Picture Of Luminaire



Luminous Intensity Distribution Curve



Unit: cd

Average Diffuse Angle(50%): 104.7°

C Plane (°):0.0-360.0: 10.0

Gamma Plane (°):0.0-90.0:1.0

Test Lab: LABORATORIO STAND

Test Device: LSG-1700B C90-C270

Test Type: TYPE C

Distance: 11.700 m

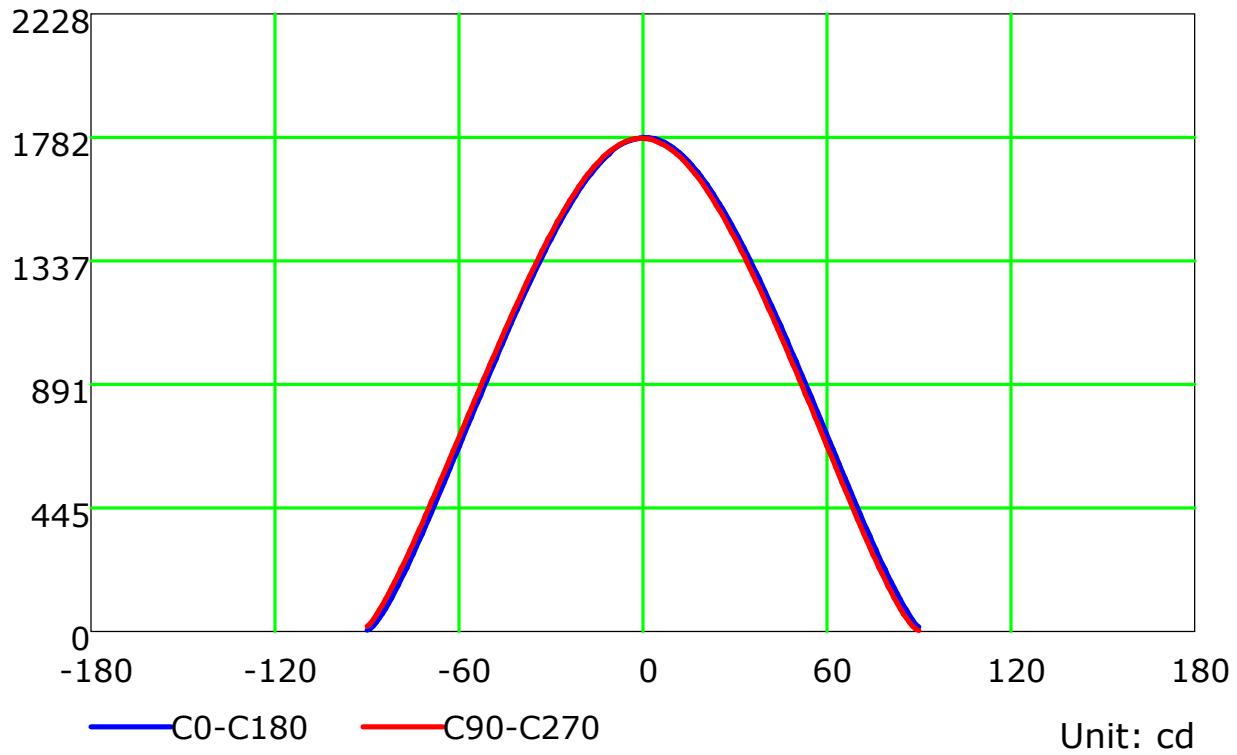
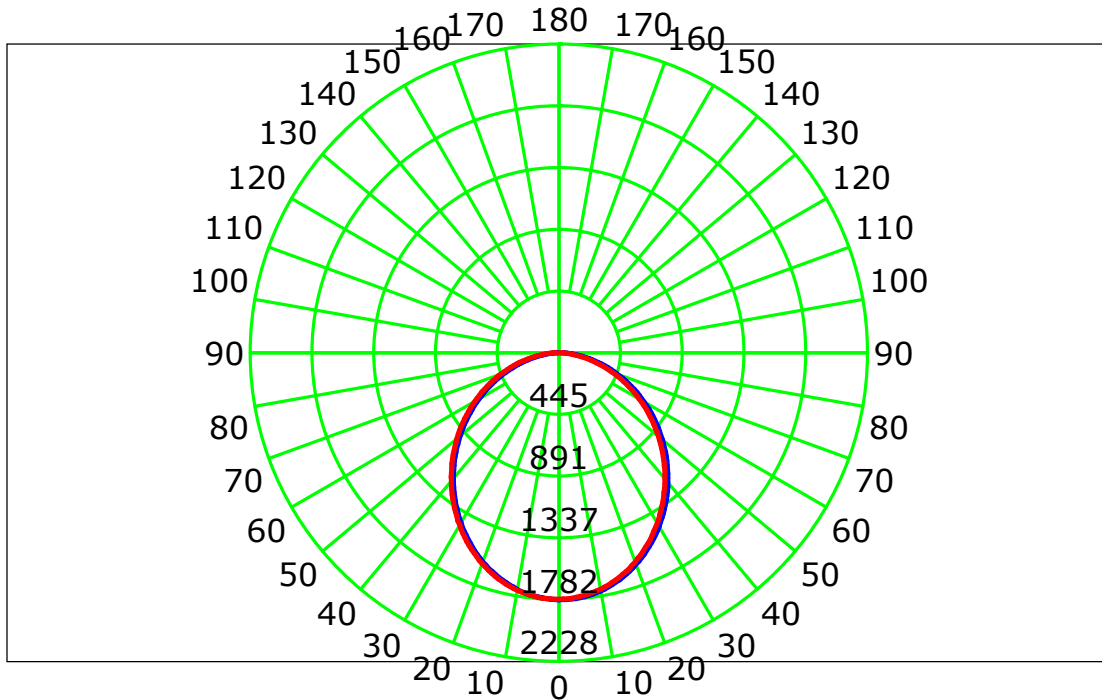
Temperature: 24.9

Humidity:

Operator: Cristian Herrera Arismendy

Inspector:

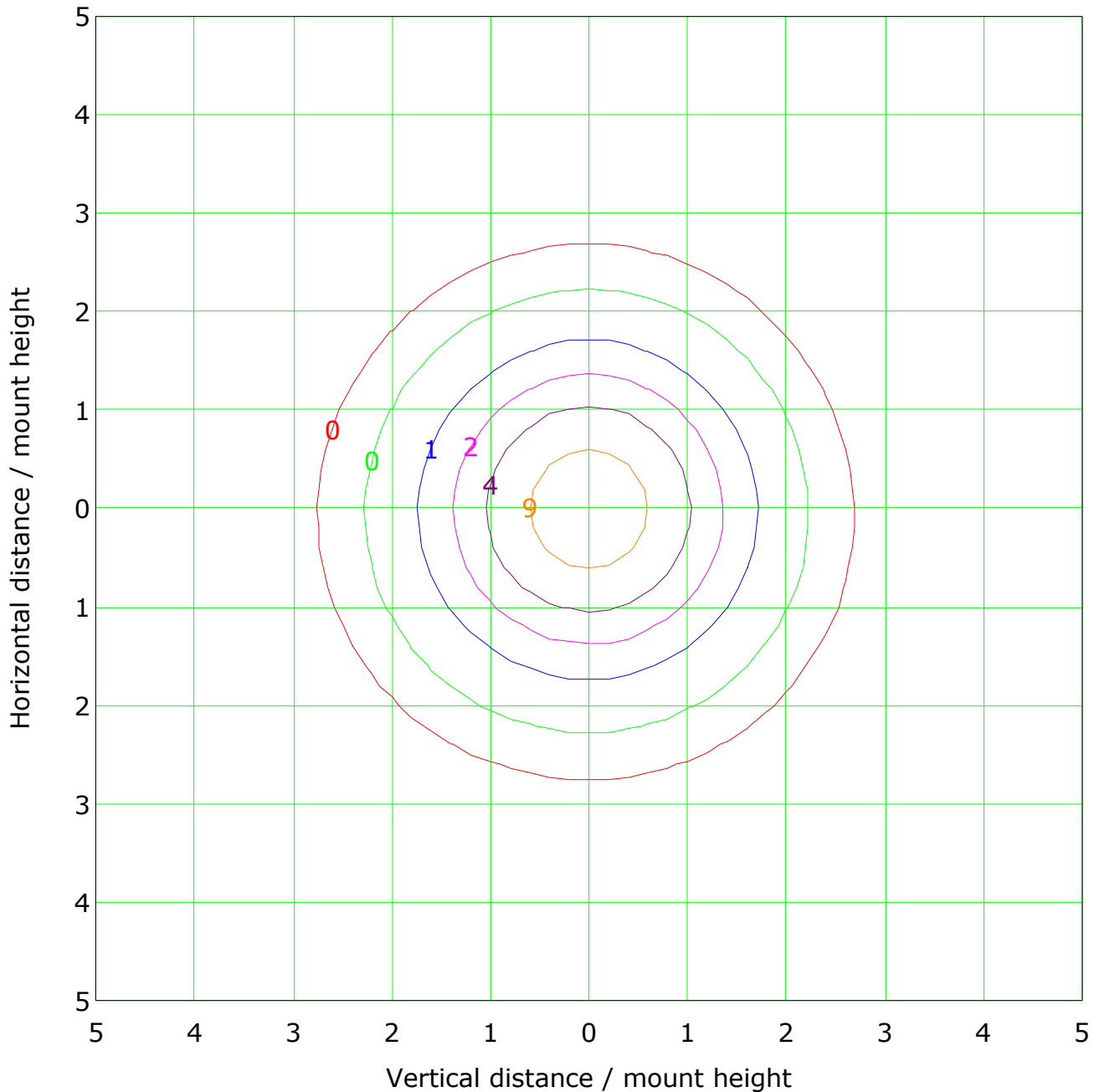
## Luminous Intensity Distribution Curve



C Plane (°):0.0-360.0: 10.0  
 Test Lab: LABORATORIO STAND  
 Test Type: TYPE C  
 Temperature: 24.9  
 Operator: Cristian Herrera Arismendy

Gamma Plane (°):0.0-90.0:1.0  
 Test Device: LSG-1700B  
 Distance: 11.700 m  
 Humidity:  
 Inspector:

### IsoLux Plot



Mounting Height: 10.0m Max Lux(100%): 17.8 lx

— ( 1%): 0.2 lx

— ( 2%): 0.4 lx

— ( 5%): 0.9 lx

— ( 10%): 1.8 lx

C Plane (°):0.0-360.0: 10.0, \, 3.6 lx

Gamma Plane (°):0.0-90.0:1.0

Test Lab: LABORATORIO STAND (100%): 17.8 lx

Test Device: LSG-1700B lx

Test Type: TYPE C

Distance: 11.700 m


Temperature: 24.9

Humidity:

Operator: Cristian Herrera Arismendy

Inspector:

## Illuminance at a Distance



## UGR Table

Reflectance:										
Ceiling (cavity)	0.7	0.7	0.5	0.5	0.3	0.7	0.7	0.5	0.5	0.3
Wall	0.5	0.3	0.5	0.3	0.3	0.5	0.3	0.5	0.3	0.3
Reference plane	0.2	0.2	0.2	0.2	0.2	0.2	0.2	0.2	0.2	0.2
Room dimensions	Viewed crosswise					Viewed endwise				
X=2H Y=2H	14.6	16.0	14.9	16.2	16.5	14.5	15.9	14.8	16.1	16.4
3H	16.2	17.4	16.5	17.7	18.0	16.0	17.3	16.4	17.6	17.8
4H	16.8	18.0	17.2	18.3	18.6	16.7	17.8	17.0	18.1	18.4
6H	17.3	18.4	17.7	18.7	19.0	17.1	18.2	17.5	18.5	18.9
8H	17.5	18.6	17.9	18.9	19.2	17.3	18.3	17.7	18.7	19.0
12H	17.6	18.6	18.0	19.0	19.3	17.4	18.4	17.8	18.7	19.1
X=4H Y=2H	15.3	16.5	15.6	16.8	17.0	15.2	16.4	15.6	16.7	17.0
3H	17.0	18.1	17.4	18.4	18.7	16.9	18.0	17.3	18.3	18.6
4H	17.8	18.7	18.2	19.1	19.5	17.7	18.6	18.1	19.0	19.3
6H	18.5	19.3	18.9	19.7	20.1	18.3	19.1	18.7	19.5	19.9
8H	18.7	19.4	19.1	19.8	20.3	18.5	19.3	19.0	19.7	20.1
12H	18.9	19.6	19.3	20.0	20.4	18.7	19.3	19.1	19.8	20.2
X=8H Y=4H	18.2	18.9	18.6	19.3	19.7	18.0	18.8	18.5	19.2	19.6
6H	19.0	19.6	19.4	20.0	20.5	18.8	19.4	19.3	19.8	20.3
8H	19.3	19.8	19.8	20.3	20.8	19.1	19.7	19.6	20.1	20.6
12H	19.6	20.0	20.1	20.5	21.0	19.4	19.8	19.9	20.3	20.8
X=12H Y=4H	18.2	18.9	18.6	19.3	19.7	18.1	18.7	18.5	19.2	19.6
6H	19.0	19.6	19.5	20.0	20.5	18.9	19.4	19.4	19.9	20.4
8H	19.4	19.9	19.9	20.4	20.9	19.3	19.7	19.8	20.2	20.7
Variations with the observer position at spacings:										
S=1.0H	+0.2/-0.2					+0.2/-0.1				
S=1.5H	+0.4/-0.5					+0.3/-0.4				
S=2.0H	+0.5/-0.8					+0.5/-0.8				

Calculate in accordance with CIE Pub.117. The table is revised with 4698lm ( $8\log(F/F_0) = 5.4$ ).

## Zonal Lumen

Gamma [°]	Imean [cd]	Zonal Flux [lm]	Sum Zonal Flux [lm]	Rel Zonal Flux [%]	Sum Rel Zonal Flux [%]
0.0-1.0	1779.8	1.7	1.7	0.04	0.04
1.0-2.0	1778.9	5.1	6.8	0.11	0.14
2.0-3.0	1777.2	8.5	15.3	0.18	0.33
3.0-4.0	1774.8	11.9	27.2	0.25	0.58
4.0-5.0	1771.6	15.2	42.4	0.32	0.90
5.0-6.0	1767.1	18.6	61.0	0.40	1.30
6.0-7.0	1762.0	21.9	82.9	0.47	1.76
7.0-8.0	1756.3	25.1	108.0	0.54	2.30
8.0-9.0	1749.4	28.4	136.4	0.60	2.90
9.0-10.0	1741.9	31.5	167.9	0.67	3.57
10.0-11.0	1733.3	34.6	202.5	0.74	4.31
11.0-12.0	1723.8	37.7	240.2	0.80	5.11
12.0-13.0	1714.0	40.7	280.9	0.87	5.98
13.0-14.0	1702.9	43.6	324.5	0.93	6.91
14.0-15.0	1691.2	46.4	370.9	0.99	7.90
15.0-16.0	1678.9	49.2	420.1	1.05	8.94
16.0-17.0	1665.6	51.9	472.0	1.10	10.05
17.0-18.0	1652.2	54.5	526.5	1.16	11.21
18.0-19.0	1637.6	57.0	583.5	1.21	12.42
19.0-20.0	1622.4	59.4	642.9	1.26	13.68
20.0-21.0	1607.0	61.7	704.6	1.31	15.00
21.0-22.0	1590.4	63.9	768.5	1.36	16.36
22.0-23.0	1573.4	66.0	834.5	1.41	17.76
23.0-24.0	1555.7	68.0	902.6	1.45	19.21
24.0-25.0	1537.5	69.9	972.5	1.49	20.70
25.0-26.0	1519.3	71.7	1044.2	1.53	22.22
26.0-27.0	1500.0	73.4	1117.6	1.56	23.79
27.0-28.0	1480.2	75.0	1192.5	1.60	25.38
28.0-29.0	1460.5	76.4	1269.0	1.63	27.01
29.0-30.0	1439.8	77.7	1346.7	1.65	28.66
30.0-31.0	1418.8	79.0	1425.7	1.68	30.34
31.0-32.0	1397.2	80.1	1505.7	1.70	32.05
32.0-33.0	1375.2	81.0	1586.8	1.72	33.77
33.0-34.0	1353.9	81.9	1668.7	1.74	35.52
34.0-35.0	1331.2	82.7	1751.4	1.76	37.28
35.0-36.0	1308.1	83.3	1834.7	1.77	39.05

C Plane (°):0.0-360.0: 10.0  
 Test Lab: LABORATORIO STAND  
 Test Type: TYPE C  
 Temperature: 24.9  
 Operator: Cristian Herrera Arismendy

Gamma Plane (°):0.0-90.0:1.0  
 Test Device: LSG-1700B  
 Distance: 11.700 m  
 Humidity:  
 Inspector:

## Zonal Lumen (Continue 1)

Gamma [°]	Imean [cd]	Zonal Flux [lm]	Sum Zonal Flux [lm]	Rel Zonal Flux [%]	Sum Rel Zonal Flux [%]
36.0-37.0	1285.3	83.8	1918.5	1.78	40.83
37.0-38.0	1261.8	84.2	2002.8	1.79	42.63
38.0-39.0	1238.4	84.5	2087.3	1.80	44.43
39.0-40.0	1214.3	84.7	2172.0	1.80	46.23
40.0-41.0	1189.8	84.7	2256.7	1.80	48.03
41.0-42.0	1166.2	84.7	2341.5	1.80	49.84
42.0-43.0	1141.3	84.6	2426.0	1.80	51.64
43.0-44.0	1116.2	84.3	2510.3	1.79	53.43
44.0-45.0	1091.6	83.9	2594.2	1.79	55.22
45.0-46.0	1066.2	83.4	2677.6	1.77	56.99
46.0-47.0	1041.1	82.8	2760.4	1.76	58.75
47.0-48.0	1015.4	82.1	2842.5	1.75	60.50
48.0-49.0	989.3	81.3	2923.8	1.73	62.23
49.0-50.0	964.4	80.4	3004.2	1.71	63.94
50.0-51.0	938.2	79.4	3083.6	1.69	65.63
51.0-52.0	911.9	78.3	3161.8	1.67	67.30
52.0-53.0	886.1	77.1	3238.9	1.64	68.94
53.0-54.0	859.6	75.8	3314.7	1.61	70.55
54.0-55.0	833.7	74.4	3389.1	1.58	72.13
55.0-56.0	807.1	72.9	3462.1	1.55	73.69
56.0-57.0	780.5	71.4	3533.4	1.52	75.21
57.0-58.0	755.0	69.8	3603.3	1.49	76.69
58.0-59.0	728.3	68.1	3671.3	1.45	78.14
59.0-60.0	701.3	66.3	3737.6	1.41	79.55
60.0-61.0	674.8	64.4	3802.0	1.37	80.92
61.0-62.0	648.0	62.5	3864.5	1.33	82.25
62.0-63.0	622.2	60.5	3925.0	1.29	83.54
63.0-64.0	595.5	58.4	3983.4	1.24	84.78
64.0-65.0	568.8	56.3	4039.7	1.20	85.98
65.0-66.0	543.0	54.2	4093.9	1.15	87.13
66.0-67.0	516.4	51.9	4145.8	1.11	88.24
67.0-68.0	490.2	49.7	4195.5	1.06	89.30
68.0-69.0	464.1	47.4	4242.9	1.01	90.31
69.0-70.0	437.9	45.0	4287.8	0.96	91.26
70.0-71.0	412.7	42.7	4330.5	0.91	92.17
71.0-72.0	386.9	40.2	4370.7	0.86	93.03

C Plane (°):0.0-360.0: 10.0  
 Test Lab: LABORATORIO STAND  
 Test Type: TYPE C  
 Temperature: 24.9  
 Operator: Cristian Herrera Arismendy

Gamma Plane (°):0.0-90.0:1.0  
 Test Device: LSG-1700B  
 Distance: 11.700 m  
 Humidity:  
 Inspector:



### Zonal Lumen (Continue 2)

Gamma [°]	Imean [cd]	Zonal Flux [lm]	Sum Zonal Flux [lm]	Rel Zonal Flux [%]	Sum Rel Zonal Flux [%]
72.0-73.0	361.4	37.8	4408.5	0.80	93.83
73.0-74.0	336.9	35.4	4444.0	0.75	94.59
74.0-75.0	311.8	33.0	4476.9	0.70	95.29
75.0-76.0	287.3	30.5	4507.4	0.65	95.94
76.0-77.0	263.0	28.0	4535.5	0.60	96.53
77.0-78.0	239.1	25.6	4561.1	0.54	97.08
78.0-79.0	216.7	23.3	4584.4	0.50	97.57
79.0-80.0	193.8	20.9	4605.3	0.44	98.02
80.0-81.0	171.4	18.5	4623.8	0.39	98.41
81.0-82.0	150.2	16.3	4640.1	0.35	98.76
82.0-83.0	129.1	14.0	4654.1	0.30	99.06
83.0-84.0	109.3	11.9	4666.0	0.25	99.31
84.0-85.0	89.8	9.8	4675.8	0.21	99.52
85.0-86.0	71.2	7.8	4683.6	0.17	99.69
86.0-87.0	54.6	6.0	4689.6	0.13	99.81
87.0-88.0	39.0	4.3	4693.9	0.09	99.90
88.0-89.0	25.5	2.8	4696.7	0.06	99.96
89.0-90.0	15.6	1.7	4698.4	0.04	100.00

C Plane (°):0.0-360.0: 10.0  
Test Lab: LABORATORIO STAND  
Test Type: TYPE C  
Temperature: 24.9  
Operator: Cristian Herrera Arismendy

Gamma Plane (°):0.0-90.0:1.0  
Test Device: LSG-1700B  
Distance: 11.700 m  
Humidity:  
Inspector: